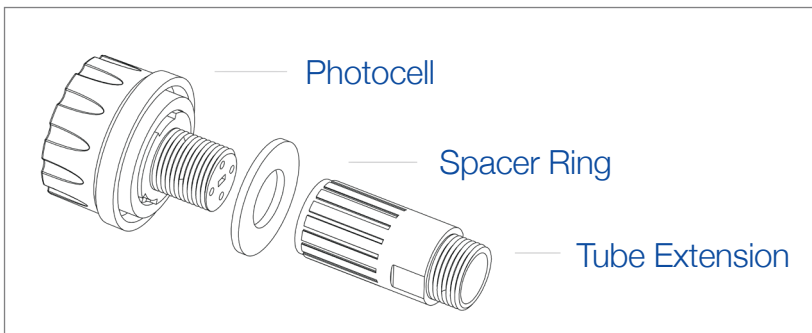


Photocell

Suitable for use with fixtures with a 12V auxiliary driver output including the 120-347V AWP03 and AWP04 series Architectural Wall Pack



Accessories (sold separately):
Tube Extension



Tube Extension
HD06-TUBE

TECHNICAL DATA

TECHNICAL PARAMETERS

Voltage	10.5-15VDC (Current Required > 30mA)
Operating Temp	-20°C to 60°C
IP Rating	IP65
Dimensions	1.74 x 1.74 x 1.23 in

ACCESSORIES (SOLD SEPARATELY)

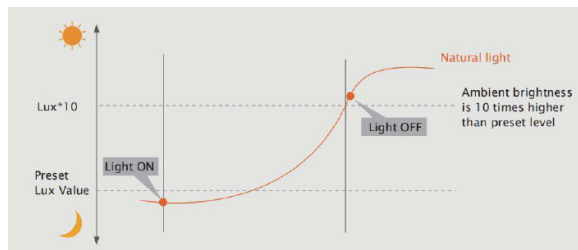
HD06-TUBE	Tube Extension
-----------	----------------

LIGHT DETECTION

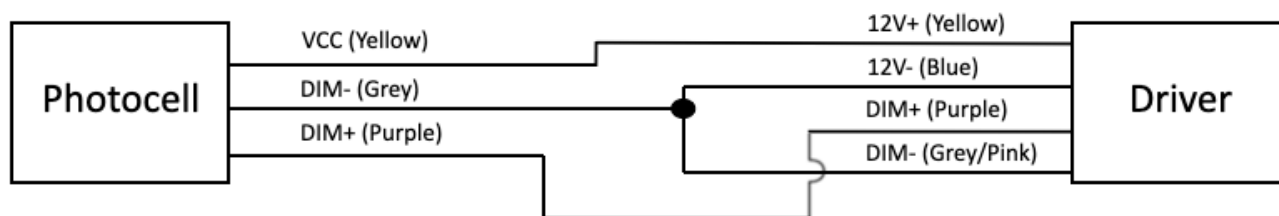
Preset Lux levels - 2lx (default) /10lx.

The fixture will automatically turn on when ambient brightness is lower than the preset level (2lx).

The fixture will automatically turn off when ambient brightness is 10 times higher than the preset level.

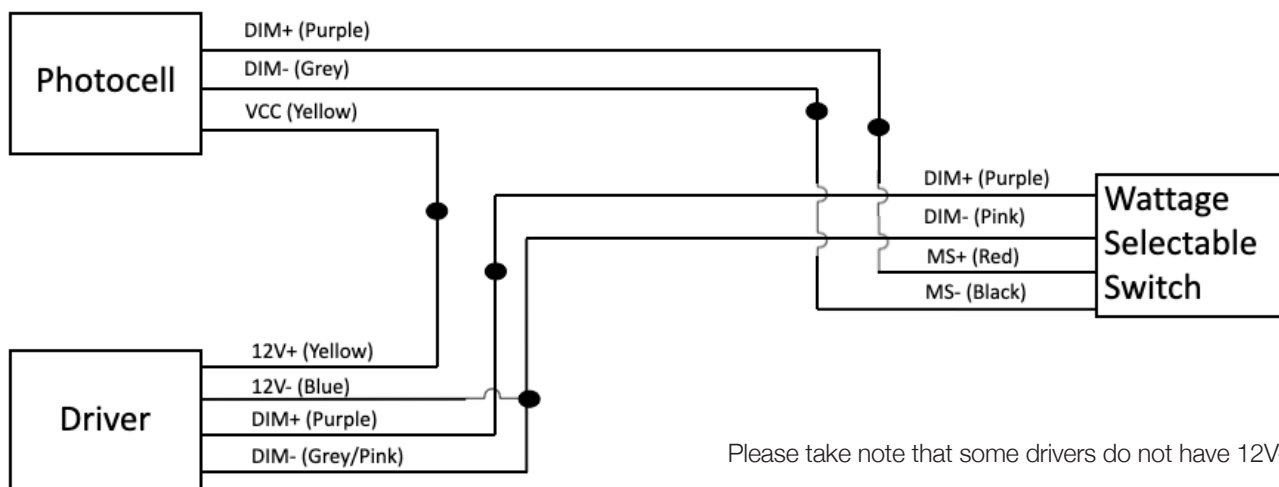


WIRING DIAGRAM (WPX)



Please take note that some drivers do not have 12V-.

WIRING DIAGRAM (AWP04)



Please take note that some drivers do not have 12V-.