

AWP04 Architectural Wall Pack

Power Selectable | 4000K | 120-347V

Meet the successor to our AWP03 series Wall Packs, **now power selectable!**

Ideal for building entrances, multi-use facilities, apartment buildings, institutions, schools, and more


Power Selectable
60W/80W/100W/120W

Adjustable 0-90°
for precise aiming



Durable Die-Cast
Aluminum Housing

Built-in Water
Drainage



Standard Junction
Box Mount
with facility for photocell
(sold separately)

UV-Resistant Polycarbonate
Refractor Lens
with Type II distribution

TECHNICAL DATA



LIGHT SPECIFICATIONS

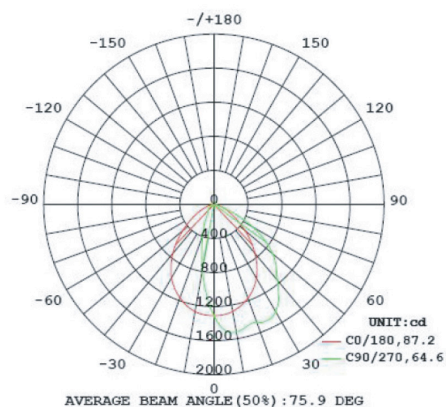
Lumens	15,960 lm
Efficacy	133 lm/W
CCT	4000K
CRI	70
Dimmable	0-10V
L70 Life	50,000 hrs
Warranty	10-year
Factory Settings	120W 4000K

LUMEN OUTPUT	
	4000K
60W	9005 lm
80W	12007 lm
100W	15008 lm
120W	15960 lm

APPROVALS AND LISTINGS

cETL	5018387
DLC Premium	S-3B2G60

LUMINOUS INTENSITY DISTRIBUTION



ELECTRICAL

Wattage	60W/80W/100W/120W
Voltage	120-347V
Current	1.6A
Power Factor	0.9
THD	15%
Operating Temp	-40 to 45°C
Operating Temp (with Sensor)	-20 to 45°C

CONSTRUCTION

Housing	Die-Cast Aluminum
Lens	Polycarbonate
Finish	Bronze
IP Rating	IP65

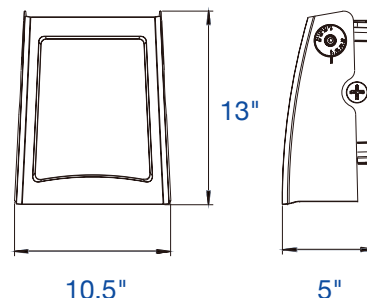
DIMENSIONS AND WEIGHTS

Fixture Weight	7.8 lbs
Fixture Dimensions	13 x 10.5 x 5 in
Carton Qty	1
Carton Weight	9.1 lbs
Carton Dimensions	14.8 x 11.6 x 7.1 in

ACCESSORIES (Sold Separately)

HD06VCRH	Photocell
HD06-TUBE	Tube Extension for HD06VCRH (required)
HB01DMS-C	Motion Sensor

DIMENSIONS

HEAD OFFICE: 8 - 540 Jamieson Pkwy, Cambridge, ON, N3C 0G5 | orders@csc-led.com | (519) 880 - 9833